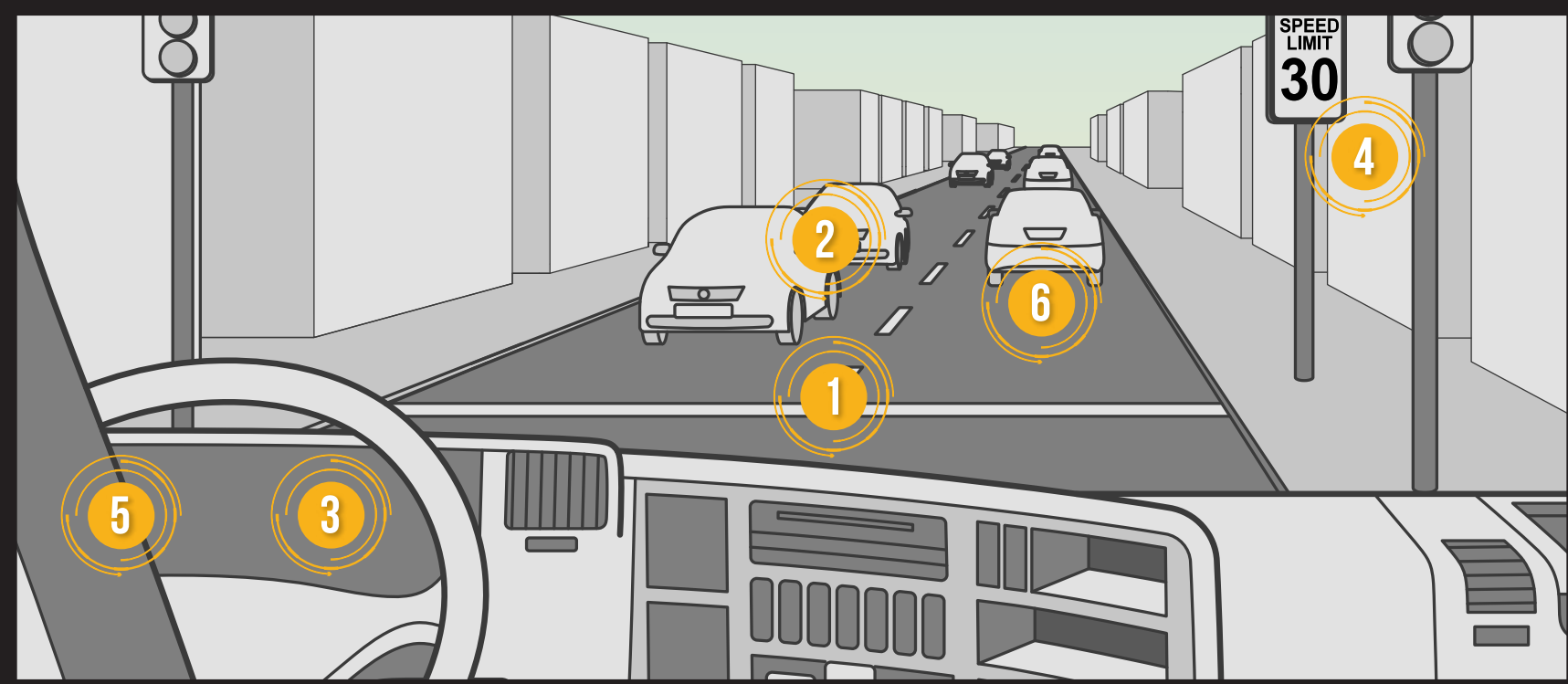


KNOW THE RISKS OF DISTRACTED DRIVING



1

INTERSECTIONS

Distracted drivers do not stop at stop lights or stop signs at a rate significantly higher than other drivers.

Those distracted by mobile devices run a stop sign/red light at a rate **2.7x** more than other drivers.



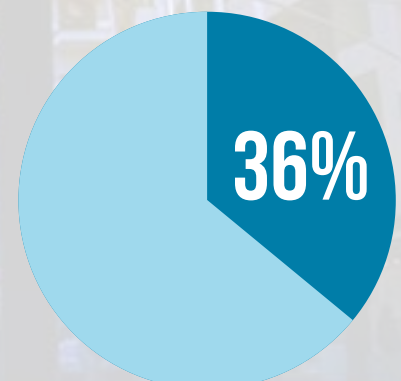
Distracted drivers are **83%** more likely to roll through a stop sign/red light.

2

NEAR COLLISIONS

Near collisions are a strong indicator of risk and distracted driving is a key contributor to this risk.

Drivers distracted by mobile devices are **88%** more likely to be involved in a near collision.



Distracted drivers are **36%** more likely to be involved in a near collision.

3

FUEL WASTE

Distracted drivers consistently waste the most fuel.

On average, MPG for distracted drivers is **6.1%** lower than for all other drivers.



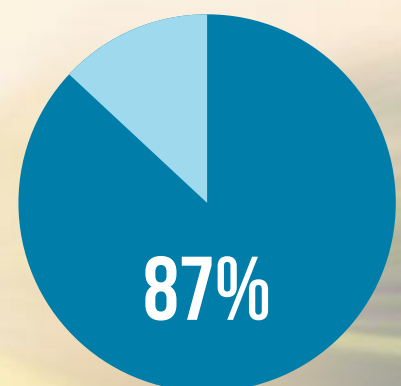
On average, MPG for distracted drivers using a mobile device is **8.4%** lower than for all other drivers.

4

SPEEDING

Distracted drivers are also aggressive speeders.

Those distracted by a mobile device are nearly **3x** more likely to exceed the speed limit by 10 mph or more.



Distracted drivers are **87%** more likely to drive 10mph or more over the speed limit.

5

SEATBELT

Distracted drivers are highly unlikely to wear a seatbelt.

Distracted drivers are **4.1%** more likely to not wear a seatbelt.



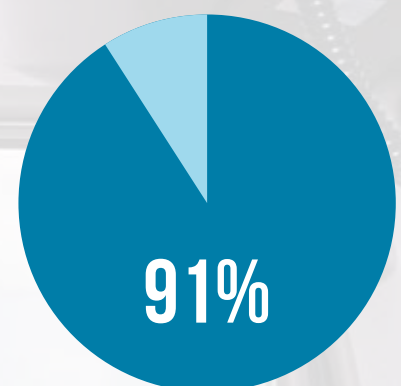
Drivers distracted by mobile devices are nearly **6x** more likely to have their seatbelt unfastened while driving over 20 mph.

6

LANE CONTROL

Distracted driving measurably affects a driver's ability to drive in his/her lane.

Lane control jumps significantly for drivers distracted by a mobile device – **2.3x** more than all other drivers.



Distracted drivers drift out of lane **91%** more than all other drivers.

ALL STATISTICS ARE FROM SMARTDRIVE SMARTIQ® BEAT SNAPSHOT FOR DISTRACTED DRIVING.